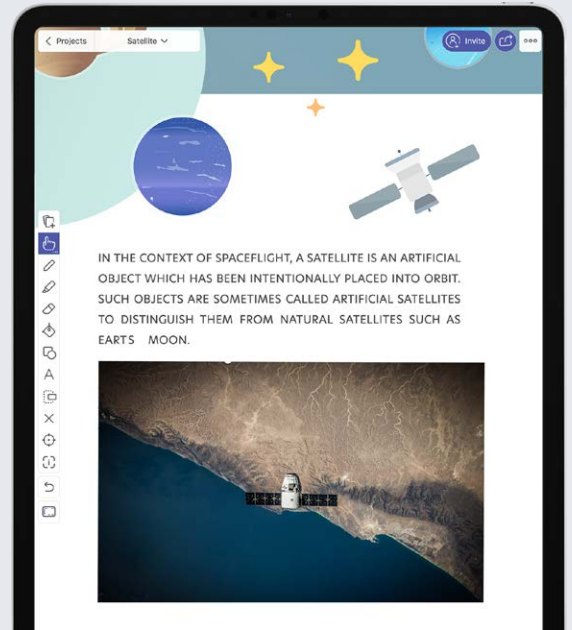




Explain Everything

# Explain Everything

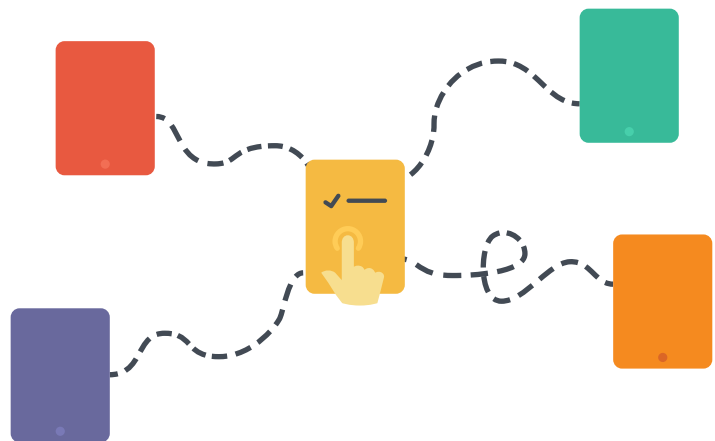
A supercharged virtual whiteboard to empower distance learning.



**With Jamf and Explain Everything, students and teachers can work together from the safety of home.**

Classrooms where students and teachers can share their thoughts and ideas in real time don't need to be relics of the past in the distance or hybrid-learning model. 1:1 iPad deployments powered by Jamf give districts instructional flexibility and classroom management tools. When paired with [Explain Everything](#), you can quickly build an environment for students to learn from anywhere with ease.

Using Remote Class and a third-party conferencing platform, teachers can opt for one-to-one or one-to-many instruction. Incorporating Explain Everything allows groups of students to work together in real time and supports a multitude of learning activities.



# Here's how Jamf School and Explain Everything create a seamless distance or hybrid learning experience:

## One-way whiteboarding

- Remote Classroom simplifies the process of getting the entire class on the same video conference session.
- Teachers can then use Explain Everything as the visual center for learning, bringing in different types of external media to create an engaging learning experience.
- Explain Everything can also be used as a formative assessment tool in 1:1 interactions.

## Collaborative whiteboarding

- An entire class or small group can work together on a virtual canvas in real time to create a demonstration or presentation.
- Students can edit and perfect their canvas before sharing it back to the teacher or with other groups.

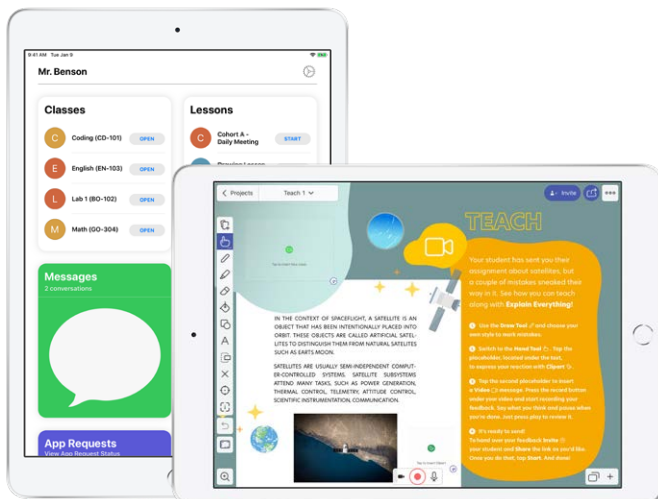
## Supports ClassKit and Managed AppConfig

Explain Everything can be integrated with Schoolwork, giving teachers the ability to assign particular app activities to a student and track progress in real time.

## Setting up a remote classroom in Jamf School with Explain Everything

### Class session

1. Teacher chooses 'Entire Class.'
2. Teacher taps Remote Class-Conference; app opens.
3. Teacher shares Explain Everything app.



### 1:1 Assistance

1. Student "raises hand" in Jamf School.
2. Teacher receives a notification.
3. Teacher can quickly reply with a Remote Classroom invitation.
4. Conference app opens.
5. Teacher or student shares Explain Everything app.

## Give your students an immersive learning experience powered by Explain Everything and Jamf School.

Strong classroom management meets meaningful iPad instruction.



www.jamf.com

© 2002-2020 Jamf, LLC. All rights reserved.

To learn more about how Jamf School can make an impact on your macOS, iPadOS, iOS and tvOS deployments, please visit [jamf.com](http://jamf.com).