



# Casper Suite Release Notes

Version 9.12

 JAMF Software, LLC

© 2013 JAMF Software, LLC. All rights reserved.

JAMF Software has made all efforts to ensure that this guide is accurate.

JAMF Software  
301 4th Ave S Suite 1075  
Minneapolis, MN 55415-1039  
(612) 605-6625

Apache Tomcat and Tomcat are trademarks of the Apache Software Foundation.

Apple, the Apple logo, and Mac OS X are trademarks of Apple Inc., registered in the U.S. and other countries.

Casper Admin, Casper Imaging, Casper Remote, the Casper Suite, Composer, JAMF Software, the JAMF Software logo, JAMF Software Server (JSS), and Self Service are trademarks of JAMF Software, LLC, registered in the U.S. and other countries.

Intel is a registered trademark of the Intel Corporation in the U.S. and other countries.

iOS is a trademark or registered trademark of Cisco in the U.S. and other countries.

Maker's Mark is a registered trademark of Beam Global Spirits & Wine, Inc.

Oracle and Java are registered trademarks of Oracle and/or its affiliates. Other names may be trademarks of their respective owners.

All other products and service names mentioned are the trademarks of their respective companies.

# Contents

<b>4</b>	<b>What's New in This Release</b>
4	Key Features
4	Implemented Feature Requests
4	API Improvements
<b>6</b>	<b>Installation</b>
6	Compatibility
6	Upgrading the JSS
9	Upgrading to OS X Server v10.8
<b>11</b>	<b>Bug Fixes and Enhancements</b>
11	Casper Admin
11	Casper Imaging
11	Casper Remote
11	Documentation
12	jamf binary
12	JAMF Distribution Server Instance
12	JAMF Software Server
15	JSS Installer for Windows
15	Recon
16	Recon.exe
16	Self Service
<b>17</b>	<b>Known Issues</b>

# What's New in This Release

## Key Features

The Casper Suite v9.1 includes the following key features:

- **Support for iOS 7**—Mobile devices with iOS 7 can be enrolled and managed with the Casper Suite.
- **Apple TV enrollment**—Apple TV devices with iOS 7 can be enrolled with the Casper Suite. This feature will be available when iOS 7 arrives on Apple TV.
- **AirPlay Mirroring with Casper Focus**—Teachers can use Casper Focus to show the screen of a student device on Apple TV.
- **eBook distribution with Casper Focus**—Teachers can use Casper Focus to distribute eBooks to the Self Service web clip on student devices.
- **Additions to iOS configuration profiles**—New payloads and settings have been added to iOS configuration profiles. This includes but is not limited to: Single App Mode settings, Single Sign-on payload, and Per-App VPN settings.
- **Mobile device extension attributes**—You can create extension attributes to collect almost any type of data from mobile devices.
- **LDAP extension attributes**—You can create extension attributes that collect values from an LDAP directory service for both computers and mobile devices.

The Casper Suite v9.12 includes the following key feature:

**Additions to iOS configuration profiles**—New payloads and settings have been added to iOS configuration profiles. This includes but is not limited to: Wi-Fi settings, Cellular payload, and Global HTTP Proxy settings.

## Implemented Feature Requests

To view a complete list of feature requests that are implemented in this release, go to:

<https://jamfnation.jamfsoftware.com/featureRequests.html?releaseID=3>

## API Improvements

Earlier versions of the JSS API returned inconsistent values, making it difficult to compare values and maintain consistency. In the JSS API v9.0 and later, the following changes have been made to improve this:

- Values are always returned as integers.
- There are new keys that provide pre-converted integer values in the associated unit of measure.
- Data is automatically converted to the appropriate integer value.

For example, if a computer or mobile device submits data that is inconsistent with the integer values, the JSS API converts the value to the appropriate value.

The following table shows the items in the API that have changed as a result:

Item	Data Name	Previous Value	New Value	Additional Keys
Mac bus speed	bus_speed	String value in GHz (e.g., "1.07 GHz")	Integer value in MHz (e.g., "1095 MHz")	bus_speed_mhz
Mac processor speed	processor_speed	Integer value in MHz (e.g., "2260 MHz")	Integer value in MHz (e.g., 2314 MHz)	processor_speed_mhz
Mac total memory	total_ram	Integer value in MB (e.g., "2048 MB")	Integer value in MB (e.g., "2048 MB")	total_ram_mb
Mac full internal drive size Individual partition size	size	String value in GB (e.g., "500.11 GB")	Integer value in MB (e.g., "512113 MB")	drive_capacity_mb partition_capacity_mb
Mac size of cache	Mac size of cache	String value in MB (e.g., "3 MB")	Integer value in KB (e.g., "3072 KB")	cache_size_kb

# Installation

## Compatibility

The JSS v9.1 supports the following versions of client applications in the Casper Suite:

- Casper Admin v9.1
- Casper Imaging v8.6 or later
- Casper Remote v9.1
- Recon v9.1

You can use any version of Composer.

To take full advantage of new features and bug fixes, use the most current version of each application.

## Upgrading the JSS

Use the JSS Installer to upgrade the JSS.

**Note:** The time it takes to upgrade from the Casper Suite v8.6 or earlier has increased due to the number of changes and improvements in the JSS. The amount of time added depends on the number of mobile devices and computers in your inventory and the number of features utilized in the Casper Suite.

## Before You Upgrade

Before you upgrade, consider the following:

- **If you are using smart groups**—The JSS v9.0 and later no longer supports smart groups that contain “Version” and “Title” criteria listed in that order. It is recommended that you switch the order to “Title” then “Version” before upgrading from v8.x to v9.0 or later. This applies to the “Title”/“Version” criteria for applications, fonts, plug-ins, and mobile device apps.

For detailed instructions, see the following Knowledge Base article:

[Switching the Order of Smart Group Criteria](#)

- **If you are using Managed Preferences**—There are two types of Managed Preferences that are lost when you upgrade from v8.x to v9.0 or later. For detailed information, see the following Knowledge Base article:

[Managed Preferences and Upgrading to v9.0 or Later](#)

## Mac Requirements

To upgrade to the JSS v9.1 on OS X Server, you need a Mac computer with:

- A 64-bit capable Intel processor
- 2 GB of RAM

- 400 MB of disk space available
- OS X Server v10.7 or later
- Server.app (recommended)
- Java 1.6 or later
- MySQL Enterprise Edition 5.5 or later (recommended), or MySQL Community Server 5.5 or later, available at:  
<https://www.mysql.com/downloads/>
- Ports 8443 and 9006 available

## Linux Requirements

To upgrade to the JSS v9.1 on Linux, you need a server with:

- A 64-bit capable Intel processor
- 2 GB of RAM
- 400 MB of disk space available
- One of the following operating systems:
  - Ubuntu 10.04 LTS Server (64-bit)
  - Ubuntu 12.04 LTS Server (64-bit)
  - Red Hat Enterprise Linux (RHEL) 6
- Open Java Development Kit (OpenJDK) 6 or later  
For more information, go to <http://openjdk.java.net/>.
- MySQL Enterprise Edition 5.5 or later (recommended), or MySQL Community Server 5.5 or later, available at:  
<https://www.mysql.com/downloads/>
- Ports 8443 and 8080 available

## Windows Requirements

To upgrade to the JSS v9.1 on Windows, you need a server with:

- A 64-bit capable Intel processor
- 2 GB of RAM
- 400 MB of disk space available
- Windows Server 2008 R2 (64-bit)
- Java SE Development Kit (JDK) 1.6 or 1.7 for Windows x64  
You can download the latest JDK from:  
<http://www.oracle.com/technetwork/java/javase/downloads/jdk7-downloads-1880260.html>
- Java Cryptography Extension (JCE) Unlimited Strength Jurisdiction Policy Files 1.6 or 1.7  
You can download the latest JCE from:  
<http://www.oracle.com/technetwork/java/javase/downloads/jce-7-download-432124.html>

- MySQL Enterprise Edition 5.5 or later (recommended), or MySQL Community Server 5.5 or later, available at:  
<https://www.mysql.com/downloads/>
- Ports 8443 and 8080 available



## Upgrading the JSS

1. Back up the current database using the JSS Database Utility.
2. Back up custom reports.
3. Copy the most current version of the JSS Installer for your platform to the server.
4. Double-click the installer and follow the onscreen instructions to complete the upgrade.
5. If you scheduled database backups using the JSS Database Utility v8.2, it is recommended that you reschedule the backups using the updated version of the JSS Database Utility.

For more information, see the JSS installation and configuration guide for your platform.

## Enabling Certificate-Based Authentication

If you are upgrading from the JSS v8.2 or earlier, it is recommended that you enable certificate-based authentication. Enabling certificate-based authentication ensures the JSS verifies that device certificates on OS X computers are valid.

1. Log in to the JSS with a web browser.
2. In the top-right corner of the page, click **Settings** .
3. Click **Computer Management**.  
On a smartphone, this option is in the pop-up menu.
4. In the "Computer Management–Management Framework" section, click **Security** .
5. Click **Edit**.
6. Select the **Enable certificate-based communication** checkbox.
7. Click **Save**.

## Distributing an MDM Profile for App Management



Distributing managed apps with the Casper Suite requires mobile devices with iOS 5 or later and an MDM profile that supports app management.

As of the Casper Suite v8.3, devices that have iOS 5 or later when they are enrolled with the JSS automatically obtain an MDM profile that supports app management. Managed iOS 4 devices that are upgraded to iOS 5 or later do not obtain this profile.



To update the MDM profile on devices, you must distribute an updated MDM profile using the Self Service web clip. When users install the profile on an iOS 5 device, the device has app management capabilities.

**Note:** You cannot distribute an updated MDM profile via the Self Service web clip to mobile devices enrolled using an enrollment profile.

1. Log in to the JSS with a web browser.
2. In the top-right corner of the page, click **Settings** .
3. Click **Mobile Device Management**.  
On a smartphone, this option is in the pop-up menu.
4. Click **Self Service Web Clip** .
5. Click **Edit**.
6. Ensure that the **Install Automatically** checkbox is selected, and then select the **MDM profile updates** checkbox.
7. Click **Save**.

## Enrolling Mobile Devices Using Enrollment Profiles

There are two things to consider if you plan to use enrollment profiles to enroll mobile devices with the Casper Suite:

- **Enrollment profiles downloaded from the Casper Suite v8.71 or earlier**—Enrollment profiles downloaded from the Casper Suite v8.71 or earlier cannot be used to enroll mobile devices with the Casper Suite v8.72 or later. Before enrolling devices with the upgraded version of the Casper Suite, re-download any enrollment profiles downloaded from v8.71 or earlier.
- **Enrolling mobile devices that have iOS 7**—Enrollment profiles created using the Casper Suite v9.0 or earlier cannot be used to enroll mobile devices that have iOS 7 or later. If you plan to enroll devices that have iOS 7 or later, you will need to create a new enrollment profile using the Casper Suite v9.1.

**Note:** Mobile devices that were originally enrolled with the Casper Suite v9.0 or earlier using an enrollment profile do not need to be re-enrolled with a v9.1 enrollment profile when the devices are upgraded to iOS 7.

For information on creating an enrollment profile, see the “Enrollment Profiles” section in the Casper Suite Administrator’s Guide.

## Upgrading to OS X Server v10.8

This section explains how to upgrade the JSS host server to OS X Server v10.8.

1. Back up your current database.
2. Upgrade from OS X v10.7 to v10.8.

3. Install Java 1.6.
4. Follow the instructions for upgrading the JSS.

# Bug Fixes and Enhancements

## Casper Admin

Fixed in v9.1:

[D-004700] Fixed an issue that prevented Casper Admin from connecting to the JSS if the JSS address is typed without the protocol and with the port number.

Fixed in v9.12:

[D-005068] Casper Admin no longer allows replication to the root JDS instance when the JSS has been upgraded from v8.x but scripts and packages have not been migrated.

## Casper Imaging

Fixed in v9.1:

- [D-004589] Imaging logs are now submitted during Target Mode Imaging (TMI).
- [D-004675] Fixed a race condition that prevented computers from being enrolled at imaging time.
- [D-004700] Fixed an issue that prevented Casper Imaging from connecting to the JSS if the JSS address is typed without the protocol and with the port number.
- [D-005037] Fixed an issue that prevented Casper Imaging from installing a custom OS installation using a JDS instance.

Fixed in v9.12:

[D-005246] Fixed an issue that caused Casper Imaging to hang without displaying an error when imaging a partition with a DMG that is too large for the partition.

## Casper Remote

Fixed in v9.1:

[D-004700] Fixed an issue that prevented Casper Remote from connecting to the JSS if the JSS address is typed without the protocol and with the port number.

## Documentation

Fixed in v9.1:

- [D-004953] Corrected the Server.app version number in the JDS Installer for Mac requirements. The requirements now include Server.app 1.4.3 instead of 2.2.
- [D-004967] Changed the reference to Windows in the JSS Installation and Configuration Guides for Linux and Mac to refer to the appropriate platform.

## jamf binary

Fixed in v9.1:

- [D-004800] Fixed an issue that prevented the jamf binary from properly editing the system ByHost files.
- [D-004105] Fixed an issue that prevented the jamf binary from displaying start messages for policies.
- [D-004639] Fixed an issue that caused warning messages appended with “-just leaking” to be displayed in the jamf.log in Console on OS X 10.6 and 10.5 computers.

Fixed in v9.12:

[D-005234] Executing the `jamf enroll` command without credentials no longer breaks certificate-based authentication.

## JAMF Distribution Server Instance

Fixed in v9.1:

- [D-005053] The JDS Installer now backs up the Apache configuration file before modifying it instead of after.
- [D-005054] JDS instances can now be installed on OS X Server v10.7.

Fixed in v9.12:

- [D-004638] Fixed an issue that caused the jamfds binary to crash when re-uploading a package that existed previously on the JDS instance.
- [D-004891] The JDS Installer for Mac now displays the appropriate error when it cannot connect to the JSS.

## JAMF Software Server

Fixed in v9.1:

- [D-003927] Fixed an issue that caused enrollment profiles to fail when installed with a Wi-Fi configuration profile using Apple Configurator.
- [D-004045] Fixed an issue that caused the JSS to display the **PLIST File** field before it's relevant when adding a Dock item to the JSS.
- [D-004086] The “Configure Meeting Times” box is no longer displayed before adding meeting times to classes in the JSS.
- [D-004153] Fixed an issue that prevented development push certificates from being used with the Casper Suite.
- [D-004267] Fixed an issue that caused the JSS to display an inaccurate number of total log entries in the policy logs.
- [D-004760] Fixed an issue that prevented the JSS from saving changes to Microsoft Managed Preferences when editing an existing Managed Preference profile.
- [D-004813] Fixed an issue that prevented the change management logs from accurately reporting the criteria of a smart group.

- [D-004863] Fixed an issue that caused JSS user accounts and groups with special characters in their names to be displayed incorrectly when viewing group memberships or group members.
- [D-004876] Fixed an issue that caused criteria for smart groups to be displayed incorrectly in the JSS Summary.
- [D-004917] Fixed an issue that caused the value for an archived app file (.ipa) XML to be blank in the JSS API.
- [D-004918] Fixed an issue that prevented archived app files (.ipa) from being updated using the JSS API.
- [D-004919] Fixed an issue that prevented apps from being updated when a new archived app file (.ipa) is uploaded to the JSS using the JSS API.
- [D-004972] When clearing VPP codes for an app, the JSS now warns that if the **Manage app when possible** checkbox is selected for the app, it will need to be re-selected.
- [D-004986] Fixed an issue that prevented the JSS from removing a user group with a space in the name from the list of available user groups when the user group has already been added as a limitation to the scope.
- [D-005022] Fixed an issue that prevented the JSS from saving policies configured to run on a target drive other than the default.
- [D-005056] Fixed an issue that prevented users from logging in to the JSS with an LDAP directory account if the LDAP server uses Digest-MD5 authentication.
- [D-005065] Fixed an issue that caused mobile device MAC addresses returned from the JSS API to be inconsistently formatted between v8.71 and v9.x.
- [D-005076] Fixed an issue that prevented the JSS from associating VPP codes with eBooks.
- [D-005082] Fixed an issue that caused the jamf binary to fail to set the "Use local home folder" option when binding a computer to ADmitMac.
- [D-005086] Fixed an issue that caused inaccurate inventory information to be displayed for computers and mobile devices with a "Room" value that exceeds 40 characters.
- [D-005102] Fixed an issue that prevented the correct VPP codes from being redeemed in a slave MySQL Database Server instance.
- [D-005181] Fixed an issue that caused the "Start screen saver after" option in an OS X configuration profile to be reselected after deselecting it and saving the profile.
- [D-005199] Fixed an issue that caused the JSS to return incorrect results when creating smart computer groups or advanced computer searches based on "FileVault 2 Status is not Boot Partitions Encrypted" criteria.
- [D-005237] Fixed an issue that prevented the JSS from identifying the distinguished name of a user with administrator privileges for the directory service when attempting to add an LDAP server using the LDAP Server Assistant.

Fixed in v9.11:

[D-005307] Fixed an issue that caused user group limitations to be removed from the scope of remote management tasks after upgrading the JSS to v9.1.

Fixed in v9.12:

- [D-004895] Fixed an issue that caused the JSS to leave package data in the database after using Casper Admin to delete a package that was only partially uploaded to a JDS instance.
- [D-004959] Fixed an issue that prevented the JSS from displaying a list of available computers or mobile devices when adding targets or exclusions to the scope using a smartphone.
- [D-005078] Fixed an issue that prevented the JSS from displaying the settings in the Energy Saver payload in OS X configuration profiles that were created using the JSS v8.x.
- [D-005117] Fixed an issue that caused the JSS to remove licenses from a licensed software record when it is cloned.
- [D-005136] Fixed an issue that caused the JSS to display an "Access Denied" error when creating a licensed software record from a template if the JSS user has site access, or has full access and is viewing a specific site.
- [D-005228] Fixed a configuration profile removal issue that occurred with profiles that were uploaded to the JSS using the API.
- [D-005232] Fixed an issue that caused the JSS to always display "None" as the value for site in computer and mobile device enrollment invitations.
- [D-005258] When viewing a class in the JSS API, the XML file now includes tags for site.
- [D-005260] When viewing classes in the JSS API, the XML file now includes only the classes that are assigned to the site that the JSS user is a member of.
- [D-005268] Fixed an issue that prevented the JSS from displaying extension attribute values when adding computers to a static group.
- [D-005273] Fixed an issue that prevented the JSS from saving the deselection of the **Minimize window into application icon** checkbox in the Dock payload in OS X configuration profiles.
- [D-005288] Fixed an issue that caused a Null Pointer Exception to be logged in `JAMFSoftwareServer.log` after viewing a computer or mobile device in inventory.
- [D-005292] Fixed an issue that prevented the JSS from installing OS X configuration profiles with an external CA certificate and a static or dynamic challenge password for SCEP.
- [D-005293] The **Supervised** field in mobile device inventory is now available as smart group criteria.
- [D-005296] Fixed an issue that prevented Dock applications from being deleted from the Dock payload in OS X configuration profiles.
- [D-005304] Fixed an issue that caused the JSS to use HTTP downloads when deploying a package using a Casper Remote action or policy that is configured to force file sharing over AFP/SMB.
- [D-005315] Fixed an issue that prevented members of LDAP user groups from authenticating to the JSS using client applications.
- [D-005316] Fixed an issue that prevented the JSS from installing in-house apps if they are hosted on a web server and have a space in the name.
- [D-005319] Fixed an issue that caused advanced mobile device searches and smart mobile device groups with "Supervised" criteria to return the wrong devices.
- [D-005322] Fixed an issue that caused the JSS to remove policies from the policy list if they are assigned to a category that has been deleted.
- [D-005324] When viewing a mobile device in the JSS API, the XML file now includes extension attribute information.

- [D-005329] Fixed an issue that caused the “Shut Down” and “Restart” options to be removed from the Apple menu on computers that install a configuration profile with the **Show Shut Down button** checkbox selected in the Login Window payload.
- [D-005331] Fixed an issue that prevented LDAP users from logging in to the JSS when the JSS contains multiple LDAP user groups from different LDAP servers.
- [D-005334] Fixed an issue that caused the “Go to Folder” and “Connect to Server” options to be removed from the **Go** menu in Finder on computers that install a configuration profile with a Restrictions payload.
- [D-005346] Fixed an issue that prevented Casper Remote and Recon from connecting to the JSS after upgrading to v9.11.
- [D-005357] Improved JSS performance for processing MDM commands.
- [D-005358] Fixed an issue that could cause a deadlock while the JSS is processing MDM commands.
- [D-005359] Fixed an issue that prevented the JSS from re-attempting to install the MDM profile on computers if installation failed.
- [D-005360] [D-005362] Improved JSS performance for configuration profile reporting on the JSS Dashboard.
- [D-005361] Improved JSS performance for displaying OS X configuration profiles.
- [D-005363]
- [D-005364] In order to reduce the amount of memory used by the JSS, VPP URLs are no longer stored in memory.
- [D-005365] Improved JSS performance for processing mobile device apps.
- [D-005382] Fixed an issue that could cause a deadlock while the JSS is processing the statuses of apps.
- [D-005389] Improved JSS performance for processing mobile devices.

## JSS Installer for Windows

Fixed in v9.11:

[D-005314] Fixed an issue that prevented the JSS Installer for Windows from upgrading the JSS to v9.1.

## Recon

Fixed in v9.1:

[D-004700] Fixed an issue that prevented Recon from connecting to the JSS if the JSS address is typed without the protocol and with the port number.

Fixed in v9.12:

[D-005337] Fixed an issue that prevented the JSS from correctly saving Management account passwords configured using Recon or the User-Initiated Enrollment settings if they contain an “at” symbol (@).

## Recon.exe

Fixed in v9.1:

[D-005112] Fixed an issue that prevented Recon.exe from collecting total RAM from Windows computers.

## Self Service

Fixed in v9.1:

[D-004757] Fixed an issue that caused Self Service to crash when clicking a URL plug-in before the Self Service login page.



# Known Issues

The following are known issues in the Casper Suite v9.1x:

- Disk encryption configurations fail to activate FileVault 2 on computers with Fusion Drives.
- OS X configuration profiles that require users to change their passwords after a specified number of days fail to prompt users to change their passwords.
- Newly enrolled OS X JDS instances do not immediately trust the SSL certificate if it was created from the JSS's built-in CA. This prevents the JDS instance from submitting inventory, and the JDS instance cannot be used until the SSL certificate is trusted. Trust is usually established within five minutes of enrollment.
- Installing an OS X configuration profile with a Login Window payload always disables automatic login on computers, regardless of whether or not the **Disable automatic login** checkbox is selected.
- Printers mapped using an OS X configuration profile are not displayed in "Print and Scan" in System Preferences unless the **Allow printers that connect directly to user's computer** checkbox is selected in the configuration profile.
- OS X configuration profiles that are configured to display a heading on the login window fail to do so.
- Tapping the URL in an email enrollment invitation on an iOS 6 device draws a blank page. Users should copy-and-paste the URL into the Safari app instead.
- When users try to access the Self Service web clip on an iOS 7 device, Self Service opens in Safari instead of as a web clip.
- eBooks and unmanaged apps cannot be installed from the Self Service web clip on iOS 7 devices until the Self Service web clip is updated for iOS 7. For more information, see the following Knowledge Base article:

[Updating the Self Service Web Clip for iOS 7](#)