

● JAMF NATION LIVE

Frictionless IT

The Platform Awakening



Alexander Kozlowski

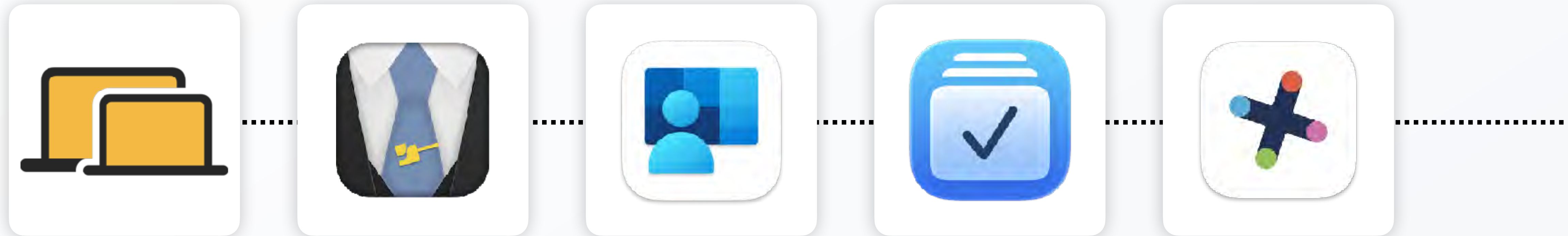
SENIOR PRODUCT
MANAGER




Michael Thomson

SALES ENGINEER

If you missed the earlier session...



Our Focus





+



JAMMF

THE PLATFORM AWAKENING

IT

Our Focus



Login



Access



Networking



Support

“When you create an environment where **technology just works**, employees can **focus** on what **really matters.**”

Christina Janzer

HEAD OF RESEARCH & ANALYTICS, SLACK

The Cost of Friction



50%

Estimated volume of help desk calls are password-related

Gartner

\$70

The **cost** of each help desk handled password reset

Forrester



81%

Users **attempt** to solve problems themselves

Harvard Business Review

80%

Users **expect** self-service tools that resolve their issue independently

Higher Logic

Our Focus



Login



Access



Networking



Support

Our Focus




Login



Access



Networking



Support



Perform Single Sign-On

jamf

APPLE OS UPGRADES | PLATFORM SSO

Key Capabilities

<p>During Enrollment</p> <p>Activate Platform SSO during Automated Device Enrollment to handle authentication, Managed Apple Account sign-in, and local user creation in one streamlined step.</p>	<p>Seamless Experience</p> <p>Provides seamless single sign-on across native and web apps with status monitoring in System Settings.</p>
<p>Password Management</p> <p>Sync local account passwords with your IdP and define login policies centrally while mapping group permissions to macOS.</p>	<p>Just-in-Time Provisioning</p> <p>Auto-create local accounts —no pre-provisioning needed.</p>

Apple OS 26 Updates: New MDM Features, Platform SSO, and Device Management (Jamf Webinar)

Jamf 20.8k subscribers

JNUC 2025

Platform SSO | Simplified Setup

- Users must register with IdP before account is created
- Creates first user account based on user's identity
- Perfect for zero-touch deployments

on steps




JNUC 2025

Integration with Okta & Microsoft Entra #JNUC2025

16 likes, 0 comments, Share, Save

jamf

LET'S DEPLOY MACOS



MacBook Neo + Platform SSO: The Mac Story Just Changed for Schools

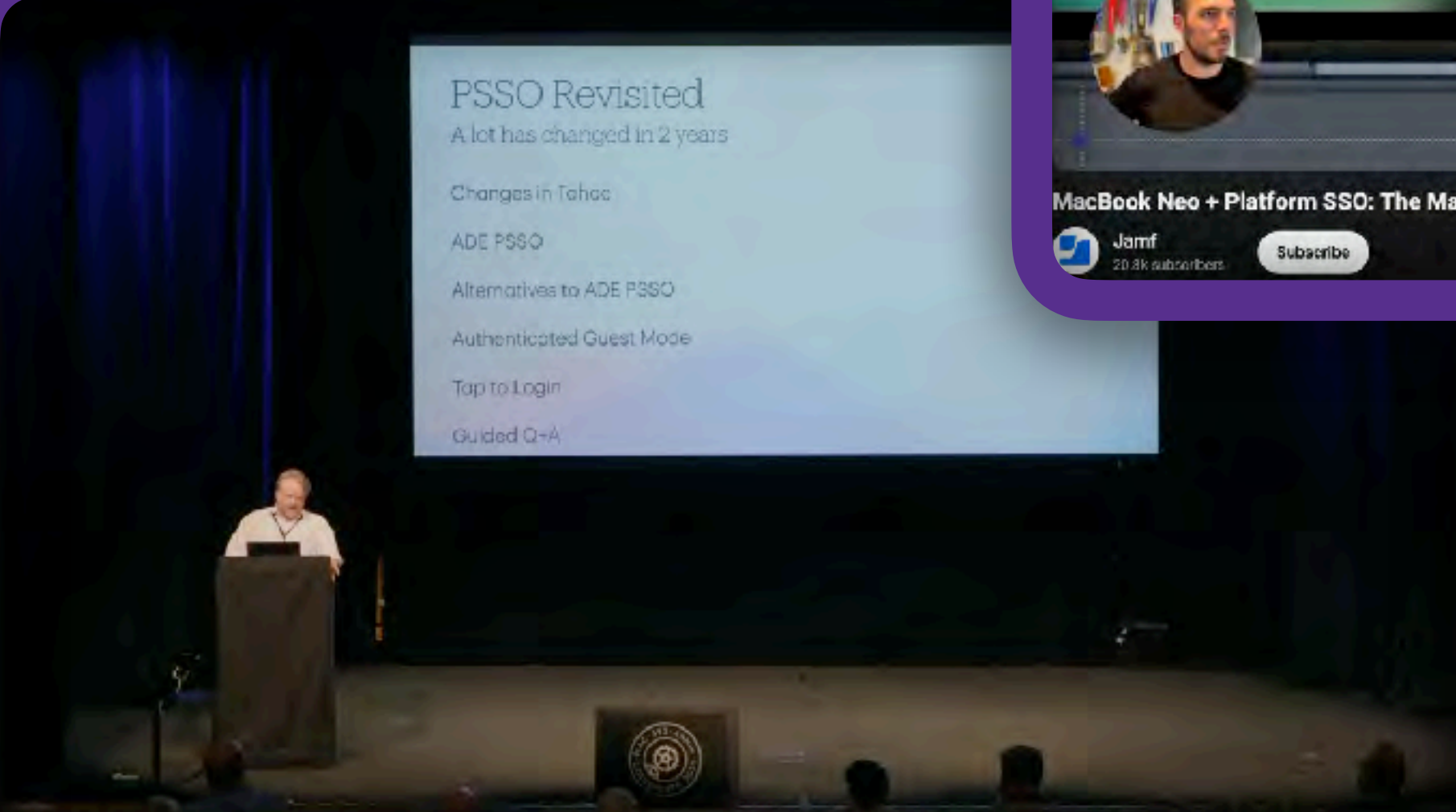
Jamf 20.8k subscribers

23 likes, 0 comments, Share, Save

PSSO Revisited

A lot has changed in 2 years

- Changes in Tahoe
- ADE PSSO
- Alternatives to ADE PSSO
- Authenticated Guest Mode
- Tap to Login
- Guided Q+A



Platform SSO Revisited

MacSysAdmin Conference 662 subscribers

33 likes, 0 comments, Share, Save

JNUC 2025

- Performs password sync with Okta natively
- Notification-based onboarding for existing users
- Auth-related events steamed to SIEM



JNUC 2025

In the Trenches: Platform SSO, Okta, Connect, and Network Relay at Jamf #JNUC2025

Jamf 20.8k subscribers

14 likes, 0 comments, Share, Save

What is Platform SSO?



Apple Native



IDP Bridge



SSO Tokens



Secure Enclave
& Passkeys

Why Platform SSO?



Apple Native



IDP Bridge



SSO Tokens



Secure Enclave
& Passkeys

Why Platform SSO?



Less User
Friction



Faster To
Deploy



macOS +
IDP



Stronger Security
Posture



“ Passwordless ”

Secure Enclave does not mean no password for the Mac



Enabling Platform SSO



MDM



**Configuration
Profile**



IDP App

Platform SSO - Data

What are we getting, and what are we doing with it?

What Data Can We Get?



Was PSSO
successful?



Who
authenticated?




How did
they authenticate?

Why Is This Useful?



Inventory



Reporting



Troubleshooting



Scoping

Our Focus




Login



Access



Networking



Support

Our Focus




Login



Access



Networking



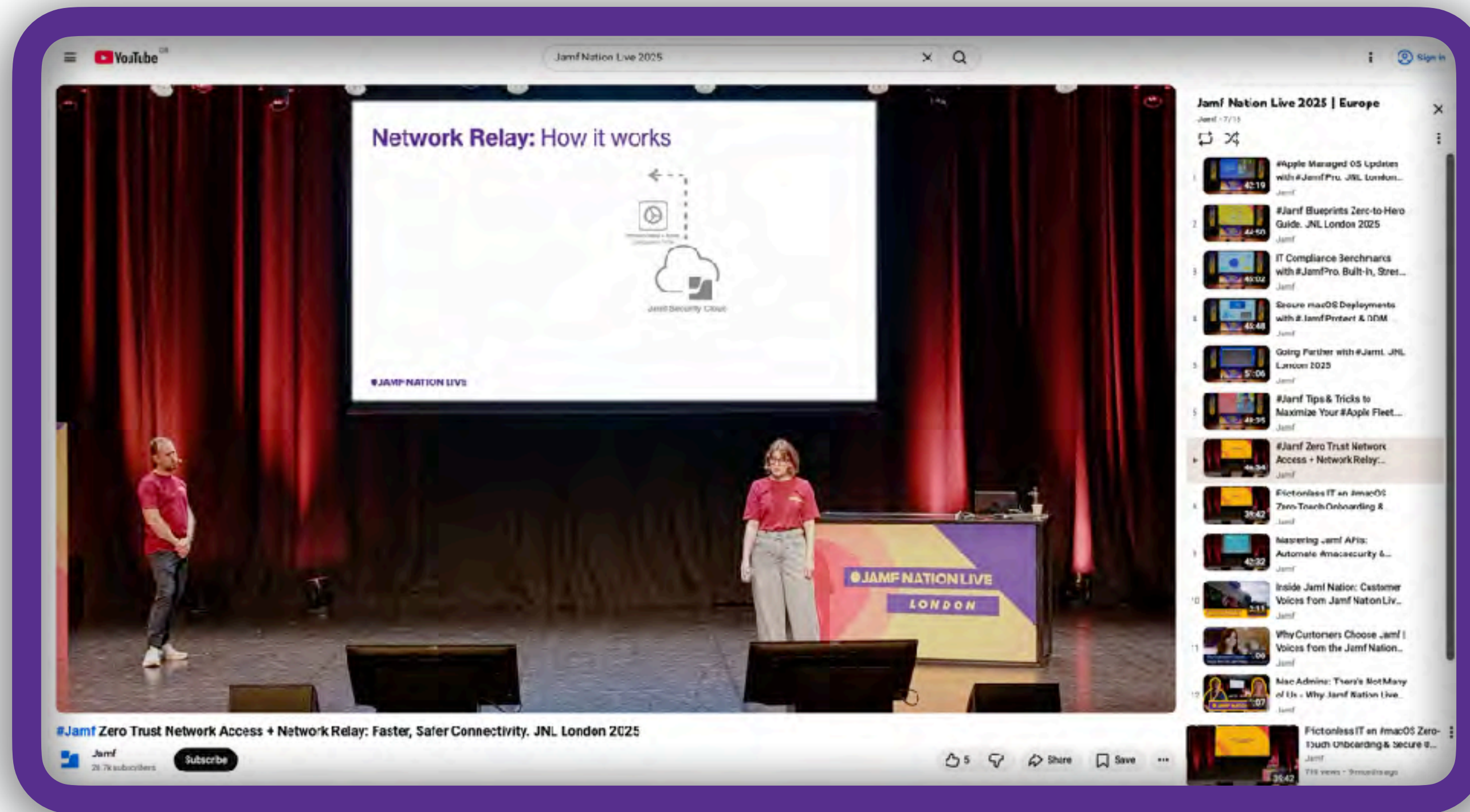
Support



Jamf Trust



Network Relay



**Traditional
VPN**



**Zero Trust
Network Access**



**Network
Relay**

Why Network Relay?



Agentless



Secure by Design



Hardware Based Trust

A Quick Summary


	Network Relay	Jamf Trust
Setup	No User Interaction	App & User Sign in (IdP)
Activation	Silent / Automatic	User Activation
Compatible with other VPNs	Yes	No
Trust model	Managed Device Attestation (Hardware)	Identity Provider
Platform support	Apple Platform only	iOS, iPadOS, macOS, Windows, Android

Enabling Network Relay

 **Security Cloud**



 **Pro**



How to opt in?

```
1 #!/bin/bash
2
3 # Define plist path
4 PLIST="/usr/local/com.jamf.network-relay.plist"
5 DATE=$(date +"%Y-%m-%d %H:%M:%S")
6
7 # Create the plist
8 /usr/bin/defaults write "$PLIST" Date -string "$DATE"
9 /usr/bin/defaults write "$PLIST" Name -string "NetworkRelay"
10 /usr/bin/defaults write "$PLIST" Status -string "true"
11 /bin/chmod 644 "$PLIST"
12
13 # Send inventory to Jamf Pro
14 /usr/local/bin/jamf recon
```

Opt-In Script

```
1 #!/bin/bash
2
3 PLIST="/usr/local/com.jamf.network-relay.plist"
4
5 if [[ -f "$PLIST" ]]; then
6     STATUS=$(/usr/bin/defaults read "$PLIST" Status 2>/dev/null)
7     echo "<result>$STATUS</result>"
8 else
9     echo "<result>>false</result>"
10 fi
```

Extension Attribute

A screenshot of the Jamf Pro Self-Service Portal (SSP) interface. It shows a policy named "Network Relay Opt-in" with a green status indicator. The policy is "Ongoing" and is a "Self-Service" type. It is assigned to "All computers, Network Relay Opt-in excluded". Below the policy name, there is a list of actions, including "Run Script Network Relay Opt-in".

Policy in SSP

A screenshot of the "Network Relay Opt-In" configuration page in Jamf Pro. The page is titled "Computers : Smart computer groups" and "Network Relay Opt-In". It has tabs for "Computer Group", "Criteria", and "Reports". Under the "Criteria" tab, there is a table with columns "AND/OR", "CRITERIA", "OPERATOR", and "VALUE". The table contains one row: "Network Relay Opt-in Status" with the operator "is" and the value "true". There are "Add" and "Delete" buttons for the criteria.

Smart Computer Group

A screenshot of the Jamf Pro Configuration Profile scoping interface. It shows a list of computer groups under the heading "JNL 2026". The first group is "Jamf Security Cloud Demo | oyna8wls | Supervised Mac" with 1 computer. The second group is "Network Relay JNL Demo | ynw1151s | Supervised Mac" with 0 computers. The "All computers, Network Relay Opt-in excluded" group is circled in yellow, and the "Network Relay Opt-in" group is also circled in yellow.

Configuration Profile scoping

Our Focus




Login



Access



Networking



Support

Our Focus



Login



Access




Networking



Support



Self Service+





The three layers



Identity & Trust


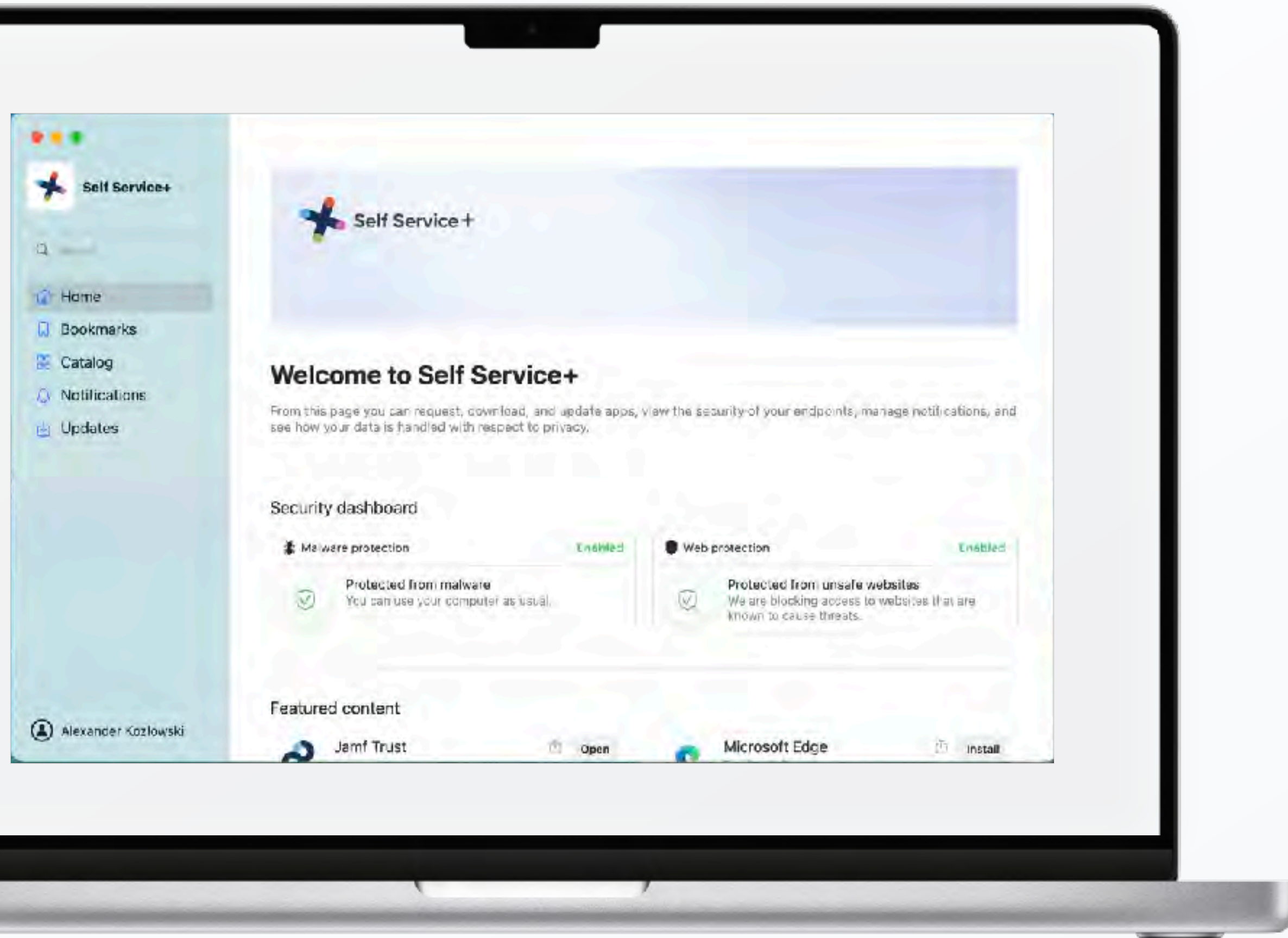


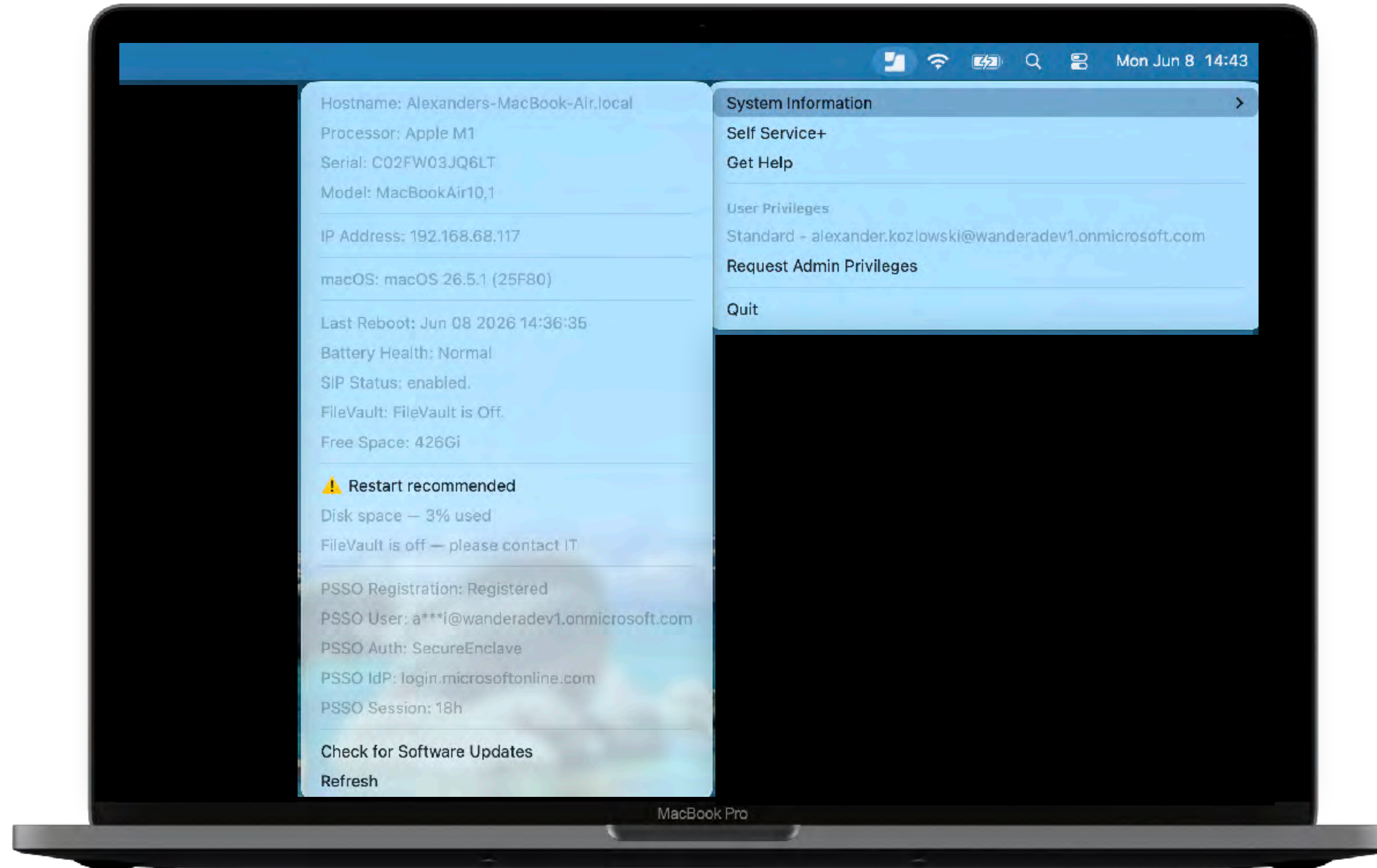
Seamless Escalation

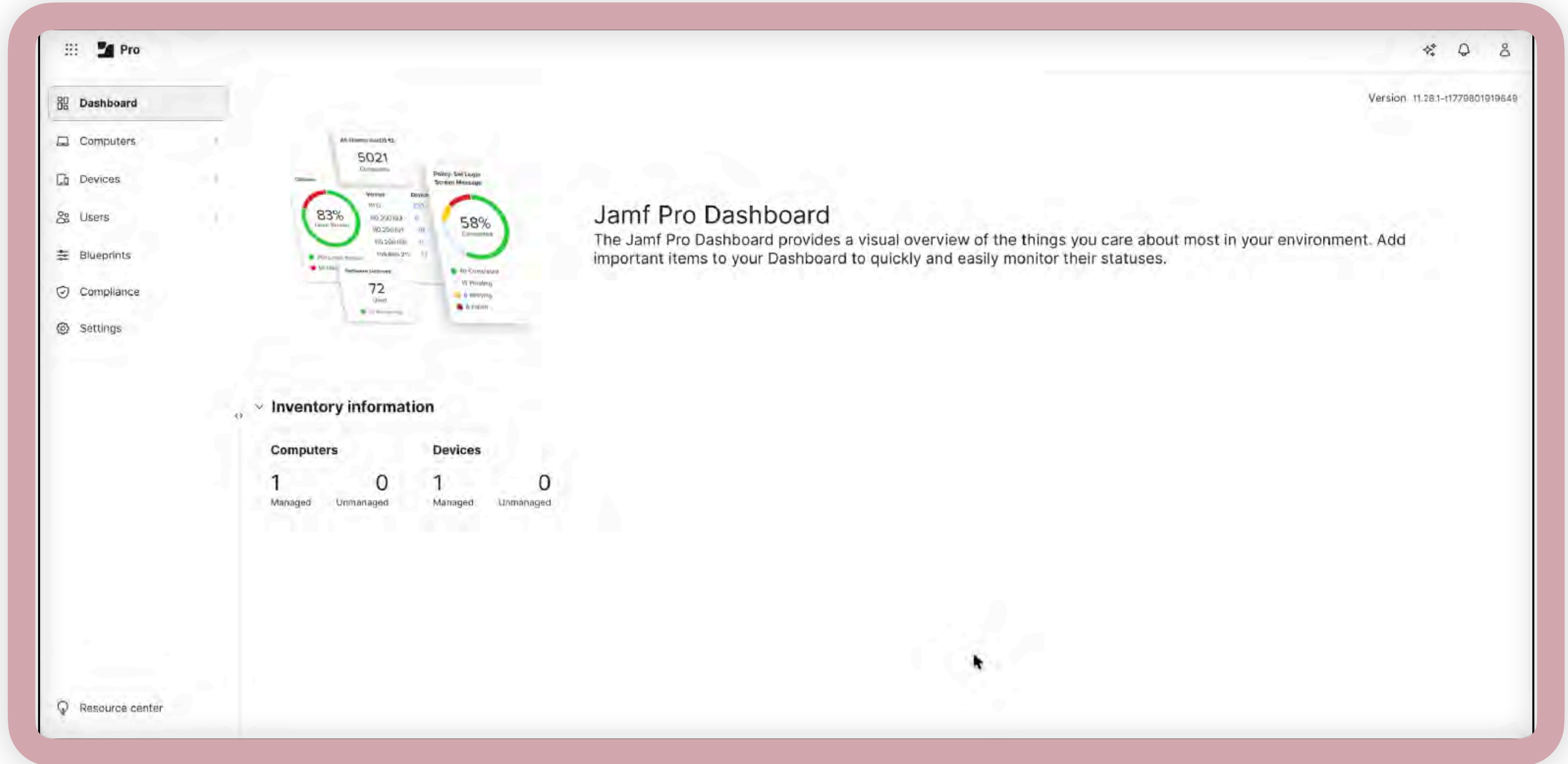


High Frequency Actions

Make it yours







Jamf Pro Dashboard

The Jamf Pro Dashboard provides a visual overview of the things you care about most in your environment. Add important items to your Dashboard to quickly and easily monitor their statuses.

What can you customise?

Area	What does it control?
App Icon	Custom Icon
Menu Bar	Show/Hide Custom Icon List & Actions
Account Management	Show/Hide Reorder
Security Dashboard	Show/Hide Reorder
Featured Content	Show/Hide Reorder
Navigation	Show/Hide Reorder

Recap



Login



Access



Networking



Support

“When you create an environment where **technology just works**, employees can **focus** on what **really matters.**”

Christina Janzer

HEAD OF RESEARCH & ANALYTICS, SLACK

Thanks

Find our resources here ->